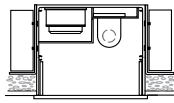
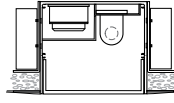


ARIA Vertical L and Inverted U Design Guide



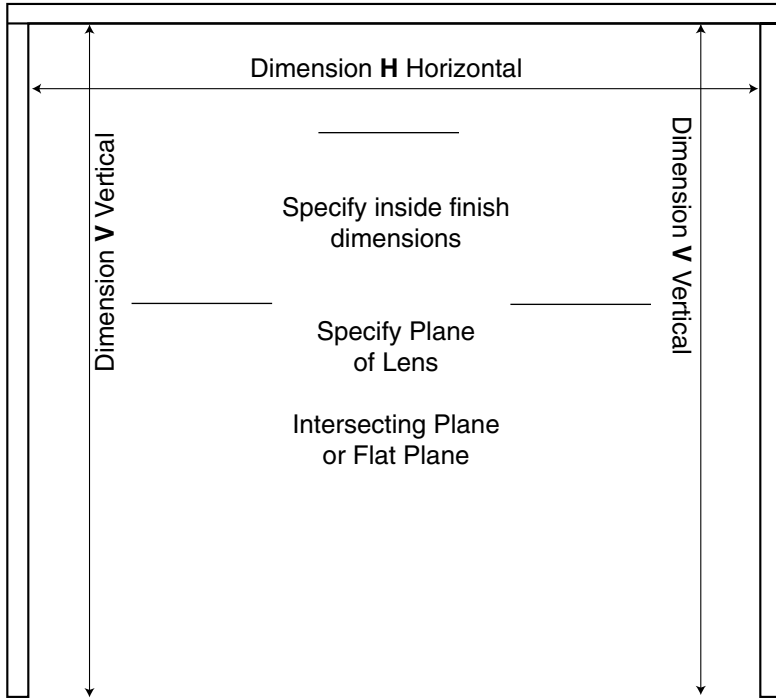
Overlap - OL



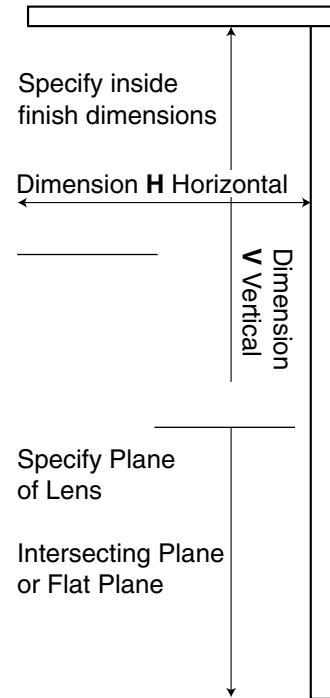
Flush mount - FL

Firm: _____
 Project: _____
 Type: _____ Date: _____

Typical Inverted U Fixture Layout



Typical Vertical L Fixture Layout



Inverted U Spec Number

| DL | 91 | IU | | | | | | | | | | |
|--------------|--------|-------------------|----------------------------|-------------------------|-----------------------|-------------------------|---------------------|--------------------|-------------|-----------------------|------------|---------|
| Model Prefix | Series | Inverted U Layout | Intersecting or Flat Plane | Vertical Length (V___") | Horiz. Length (H___") | Vertical Length (V___") | High or Std. Output | White Acrylic Lens | Color Temp. | Short or Long Bracket | Switch Dim | Voltage |

Vertical L Spec Number

| DL | 91 | VL | | | | | | | | | | |
|--------------|--------|-------------------|----------------------------|-------------------------|-----------------------|---------------------|--------------------|-------------|-----------------------|------------|---------|--|
| Model Prefix | Series | Vertical L Layout | Intersecting or Flat Plane | Vertical Length (V___") | Horiz. Length (H___") | High or Std. Output | White Acrylic Lens | Color Temp. | Short or Long Bracket | Switch Dim | Voltage | |

ARIA SPECIFICATION GUIDE

TO FORM AN INVERTED U CATALOG NUMBER: DL - 91 - IU - IP - VXX - HXX - VXX - HO - B - 3000 - M-1 - S - 120

WHICH SPECIFIES:

| | | | | | | | | | | | | |
|--------------|---------------|----------------------------|----------------------------------|-------------------------------|-----------------------------|-------------------------------|--|---|-----------------------|----------------------------------|---|-----------------|
| Model Prefix | Series (9000) | Inverted U Lamp Layout (1) | Intersecting Plane FP Flat Plane | Vertical Length (XX = inches) | Horiz. Length (XX = inches) | Vertical Length (XX = inches) | High Output Ballast STD Standard Ballast | White Acrylic Lens B-Matte Sand Blasted White Acrylic | Color Temp. 3500 4100 | Short Bracket M-2 = Long Bracket | Switch Dim Specify: U = Universal H = Lutron Highlume E = Lutron Eco - 10 | Voltage 240 277 |
|--------------|---------------|----------------------------|----------------------------------|-------------------------------|-----------------------------|-------------------------------|--|---|-----------------------|----------------------------------|---|-----------------|

TO FORM A VERTICAL L CATALOG NUMBER: DL - 91 - VL - IP - VXX - HXX - HO - B - 3000 - M-1 - S - 120

WHICH SPECIFIES:

| | | | | | | | | | | | |
|--------------|---------------|----------------------------|----------------------------------|-------------------------------|-----------------------------|--|---|-----------------------|----------------------------------|---|-----------------|
| Model Prefix | Series (9000) | Vertical L Lamp Layout (1) | Intersecting Plane FP Flat Plane | Vertical Length (XX = inches) | Horiz. Length (XX = inches) | High Output Ballast STD Standard Ballast | White Acrylic Lens B-Matte Sand Blasted White Acrylic | Color Temp. 3500 4100 | Short Bracket M-2 = Long Bracket | Switch Dim Specify: U = Universal H = Lutron Highlume E = Lutron Eco - 10 | Voltage 240 277 |
|--------------|---------------|----------------------------|----------------------------------|-------------------------------|-----------------------------|--|---|-----------------------|----------------------------------|---|-----------------|

NOTE: Additional lengths available. Contact factory.