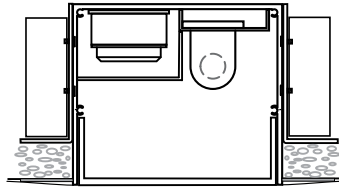
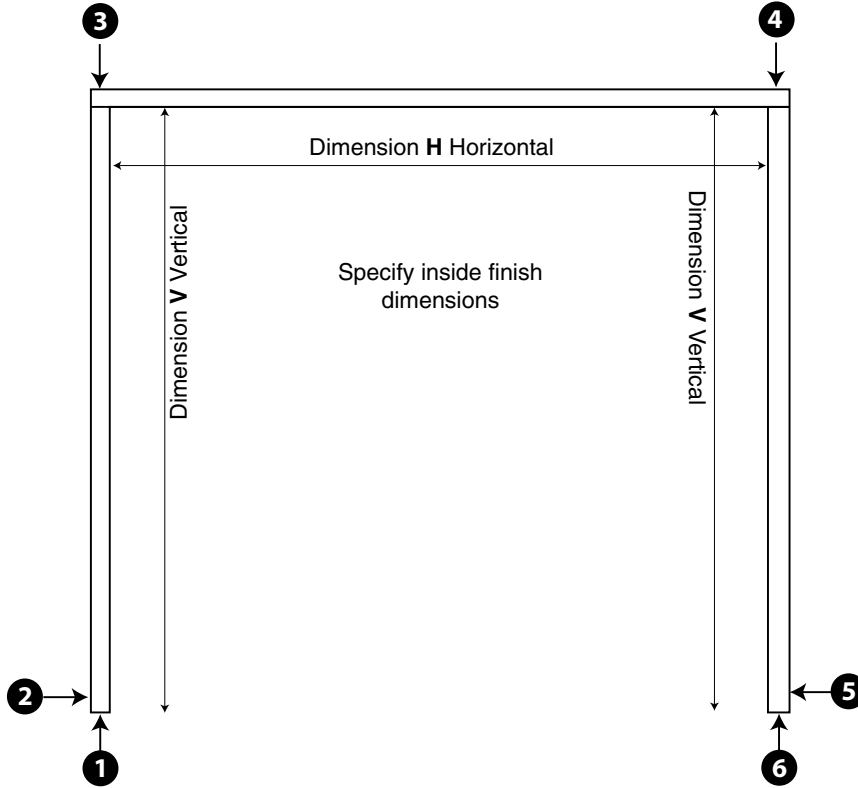


ARIA Electrical Specification Feed Point Designation

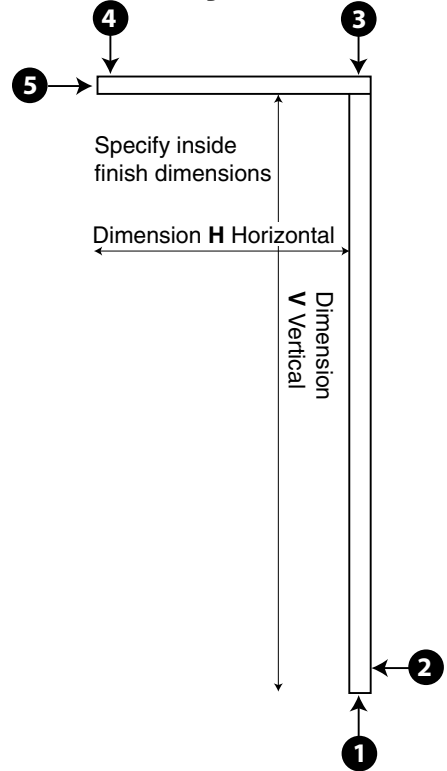


Type: _____
 Project: _____
 Date: _____

Typical Inverted U Fixture Layout



Typical Vertical L Fixture Layout



Please specify feed location on Inverted U.
Refer to the diagram above.

check below

- 1 - End cap left
- 2 - 2" from left bottom
- 3 - 2" from top left end
- 4 - 2" from top right end
- 5 - 2" from right bottom
- 6 - End cap right

Please specify feed location for straight run.
Refer to the diagram below.

check below

- 1 - End cap left
- 2 - 2" from end
- 3 - Distance from left end
- 4 - 2" from end
- 5 - End cap right

Please specify feed location on Vertical L.
Refer to the diagram above.

check below

- 1 - End cap
- 2 - 2" from bottom
- 3 - 2" from top right end
- 4 - 2" from top left end
- 5 - End cap

Typical Straight Run Layout

