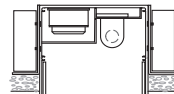
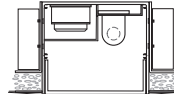


Project:

DL-9100 Vertical L and Inverted U Specifier's Design Guide



Overlap - OL

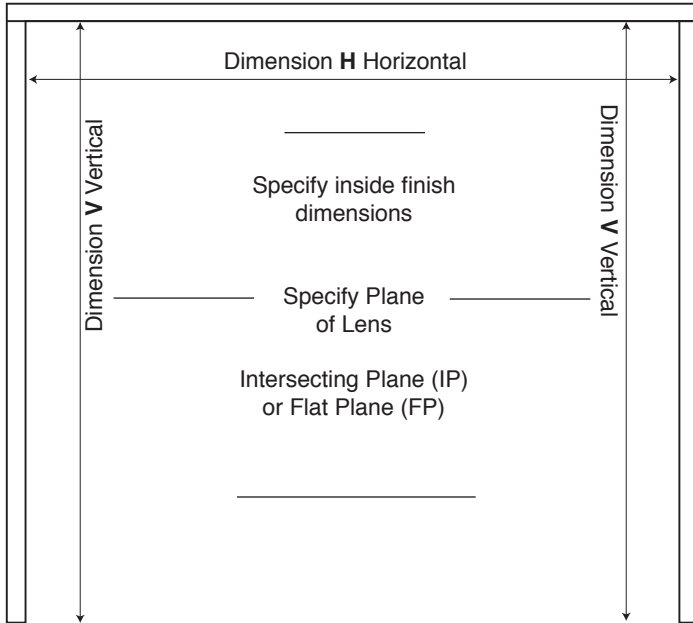


Flush mount - FL

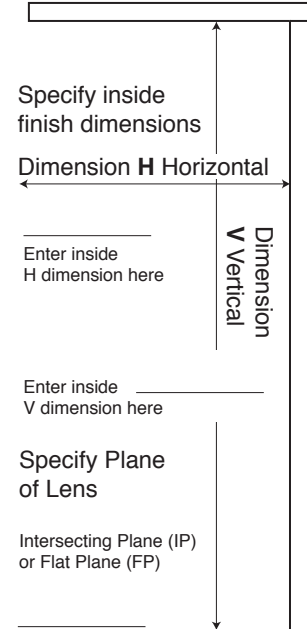
Date:

Type:

Typical Inverted U Fixture Layout



Typical Vertical L Fixture Layout



Inverted U Spec Number

DL-9100 SPECIFICATION GUIDE

DL	91	IU											
Model Prefix	Series	Inverted U Layout	Intersecting or Flat Plane	Vertical Length (V____")	Horiz. Length (H____")	Vertical Length (V____")	High or Std. Output	White Acrylic Lens	Lens Mount	Color Temp.	Short or Long Bracket	Switch Dim	Voltage

Vertical L Spec Number

DL	91	VL										
Model Prefix	Series	Vertical L Layout	Intersecting or Flat Plane	Vertical Length (V____")	Horiz. Length (H____")	High or Std. Output	White Acrylic Lens	Lens Mount	Color Temp.	Short or Long Bracket	Switch Dim	Voltage

TO FORM AN INVERTED U CATALOG NUMBER:

DL - 91 - IU - IP - VXX - HXX - VXX - HO - S - OL - 3000 - M-1 - S - 120

WHICH SPECIFIES:

Model Prefix	Series (9000 Lamp (1))	Inverted U Layout	Intersecting Plane FP Flat Plane	Vertical Length (XX = inches)	Horiz. Length (XX = inches)	Vertical Length (XX = inches)	High Output Ballast STD Standard Ballast	Semi-Gloss Acrylic Lens SB-Satin Acrylic Lens	Overlap Lens FL Flush Lens	Color Temp. 3500 4100	Short Bracket M-2 = Long Bracket	Switch Dim Specify: U = Universal H = Lutron Highlume E = Lutron Eco - 10 CB* = Custom Ballast	Voltage 240 277
--------------	------------------------	-------------------	----------------------------------	-------------------------------	-----------------------------	-------------------------------	--	---	----------------------------	-----------------------	----------------------------------	--	-----------------

Model Prefix	Series (9000 Lamp (1))	Vertical L Layout	Intersecting Plane FP Flat Plane	Vertical Length (XX = inches)	Horiz. Length (XX = inches)	High Output Ballast STD Standard Ballast	Semi-Gloss Acrylic Lens SB-Satin Acrylic Lens	Overlap Lens FL Flush Lens	Color Temp. 3500 4100	Short Bracket M-2 = Long Bracket	Switch Dim Specify: U = Universal H = Lutron Highlume E = Lutron Eco - 10 CB* = Custom Ballast	Voltage 240 277
--------------	------------------------	-------------------	----------------------------------	-------------------------------	-----------------------------	--	---	----------------------------	-----------------------	----------------------------------	--	-----------------

NOTE: Additional lengths available. Contact factory.

* Specify Custom Ballast